

Your ref :

Our ref :

Statement of Financial Position


(In terms of Rule 7.4 of the Colombo Stock Exchange)


	Bank				Group			
	As at 31.12.2012	As at 31.12.2011	Growth %	As at 31.12.2010	As at 31.12.2012	As at 31.12.2011	Growth %	As at 31.12.2010
Assets								
Cash and cash equivalents	6,554,381	4,550,203	44.05	4,698,406	6,554,482	4,550,764	44.03	4,699,962
Balances with central bank	8,028,661	7,070,728	13.55	5,453,833	8,028,661	7,070,728	13.55	5,453,833
Commercial Papers	-	-	-	219,294	-	-	-	219,294
Derivative financial instruments	51,281	74,746	(31.39)	21,027	51,281	74,746	(31.39)	21,027
Financial assets designated at fair value through profit or loss	2,460,272	5,243,565	(53.08)	16,781,594	2,468,151	5,244,443	(52.94)	16,783,976
Securities purchased under Resale Agreements	173,441	3,313,690	(94.77)	1,266,784	173,441	3,313,690	(94.77)	1,266,784
Loans and receivables to other customers	124,728,371	106,390,440	17.24	89,090,809	124,728,371	106,390,440	17.24	89,090,809
Financial investments – Available-for-sale	11,358,103	11,886,589	(4.45)	12,174,201	11,358,103	11,886,589	(4.45)	12,174,202
Financial investments – Held-to-maturity	19,822,966	17,665,169	12.21	10,677,643	19,822,966	17,665,169	12.21	10,677,643
Investments in subsidiaries	793,254	793,254	-	358,916	-	-	-	-
Due from subsidiaries	60,687	15,688	286.84	461,843	-	-	-	-
Property, plant and equipment	2,431,132	2,411,163	0.83	2,504,759	3,659,476	3,673,262	(0.38)	3,803,385
Investment properties	237,629	237,629	-	488,713	1,203,380	1,226,546	(1.89)	1,663,250
Intangible assets	202,354	404,299	(49.95)	505,736	202,354	404,299	(49.95)	505,736
Current tax assets	-	-	-	-	1,258	-	-	-
Deferred tax assets	253,171	510,086	(50.37)	415,802	481,588	741,668	(35.07)	633,594
Other assets	6,505,973	5,376,624	21.00	5,111,797	6,563,140	5,409,505	21.33	5,138,170
Total Assets	183,661,676	165,943,873	10.68	150,231,157	185,296,652	167,651,849	10.52	152,131,665
Liabilities								
Due to banks	6,147,593	7,317,669	(15.99)	4,406,522	6,147,593	7,317,669	(15.99)	4,682,281
Derivative financial instruments	278,826	67,506	313.04	36,733	278,826	67,506	313.04	36,733
Due to other customers	146,727,199	123,981,100	18.35	112,879,627	146,727,199	123,981,100	18.35	112,879,627
Securities Sold Under Repurchase Agreements	3,674,840	9,410,283	(60.95)	9,510,925	3,674,840	9,410,283	(60.95)	9,510,925
Other borrowings	-	-	-	-	-	-	-	147,800
Current tax liabilities	683,040	216,996	214.77	40,580	683,040	210,880	223.90	37,588
Other liabilities	5,763,784	4,572,996	26.04	6,343,779	5,856,065	4,649,904	25.94	6,454,492
Due to subsidiaries	216,723	99,841	117.07	8,255	-	-	-	-
Subordinated term debts	1,211,659	2,785,264	(56.50)	4,265,639	1,211,659	2,785,264	(56.50)	4,265,639
Total Liabilities	164,703,664	148,451,655	10.95	137,492,060	164,579,222	148,422,606	10.89	138,015,085
Equity								
Stated capital	10,225,452	10,259,353	(0.33)	5,567,820	10,225,452	10,259,353	(0.33)	5,567,820
Statutory reserve fund	724,905	618,567	17.19	569,295	724,905	618,567	17.19	569,295
Retained earnings	6,245,706	5,198,157	20.15	5,133,527	6,170,268	5,109,557	20.76	5,033,858
Other reserves	1,761,949	1,416,141	24.42	1,468,455	2,374,801	2,030,548	16.95	2,082,316
Total Shareholders' Equity	18,958,012	17,492,218	8.38	12,739,097	19,495,426	18,018,025	8.20	13,253,289
Non - Controlling Interest								
					1,222,004	1,211,218	0.89	863,291
Total Equity	18,958,012	17,492,218	8.38	12,739,097	20,717,430	19,229,243	7.74	14,116,580
Total Equity & Liabilities	183,661,676	165,943,873	10.68	150,231,157	185,296,652	167,651,849	10.52	152,131,665
Contingent Liabilities and Commitments	31,286,844	36,247,216	(13.68)	30,197,078	31,352,643	36,325,435	(13.69)	30,264,078
Memorandum Information								
Number of Employees	3,061	3,150	(2.83)	3,622	3,092	3,181	(2.80)	3,657
Number of Banking Centres	147	133	10.53	122	147	133	10.53	122
Net Assets Value per Ordinary Share (Rs.)	56.08	51.64	8.60	50.11	57.67	53.19	8.42	52.14


Certification;


We the undersigned, being the Chairman, Executive Director, General Manager / Chief Executive Officer and Chief Financial Officer of Seylan Bank PLC certify that,

- The above statements have been prepared in compliance with the format and definitions prescribed by the Central Bank of Sri Lanka and where ever required provides additional disclosures to comply with Sri Lanka Accounting Standard - LKAS 34 - Interim Financial Reporting.
- The information contained in these statements have been extracted from the audited financial statements of the Bank & Group which have been prepared in compliance with the requirements of the Companies Act No. 07 of 2007.


 Ramesh Jayasekara
 Chief Financial Officer


 Nihal Jayamanna PC
 Chairman
 February 21, 2013
 Colombo


 Kapila Amararatne
 General Manager / Chief Executive


 R. Nadarajah
 Executive Director

