

IMPORTANT

PLEASE UPDATE YOUR WEB BROWSER

On 15th June 2021, we will upgrade to **Transport Layer Security (TLS) 1.2** to maintain the security of our Seylan Online Banking services. TLS is an encryption protocol that ensures secure exchange of network data.

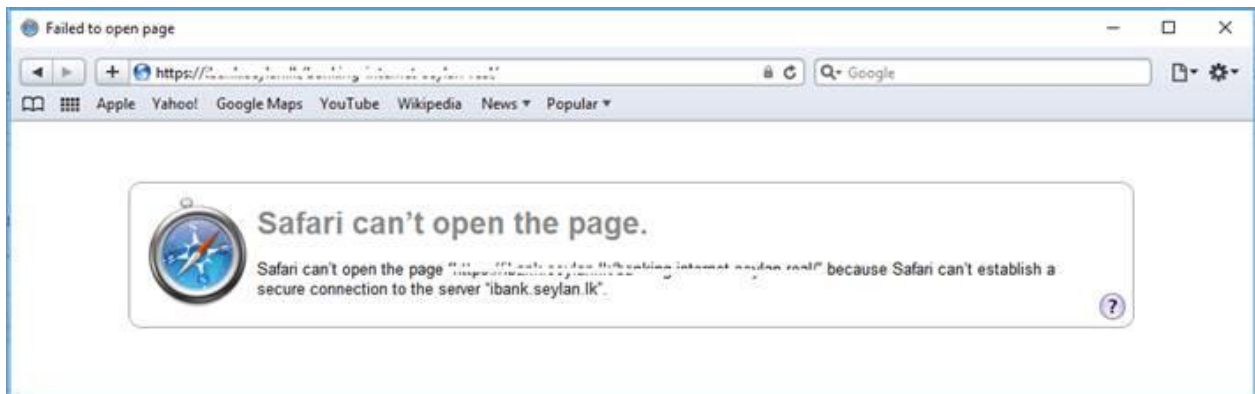
For continued access to Connect Internet Banking, your web browser must be TLS 1.2 compatible:

- Google Chrome: Version 30 and higher
- Internet Explorer: Version 11
- Mozilla Firefox: Version 27 and higher
- Opera: Version 17 and higher
- Safari: Version 7 and higher

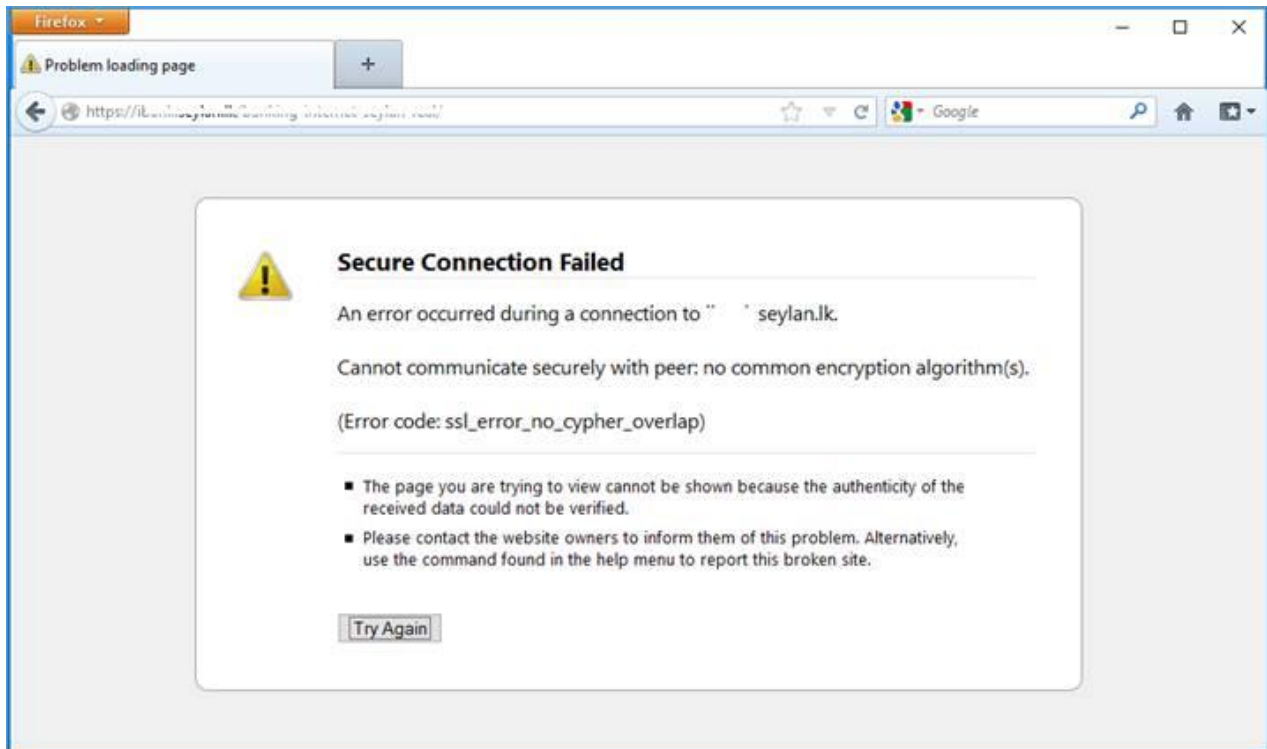
If you do not have a compatible browser, you will face an error when attempting to access Connect Internet Banking.

Error Message customers will get if OLDER versions than above

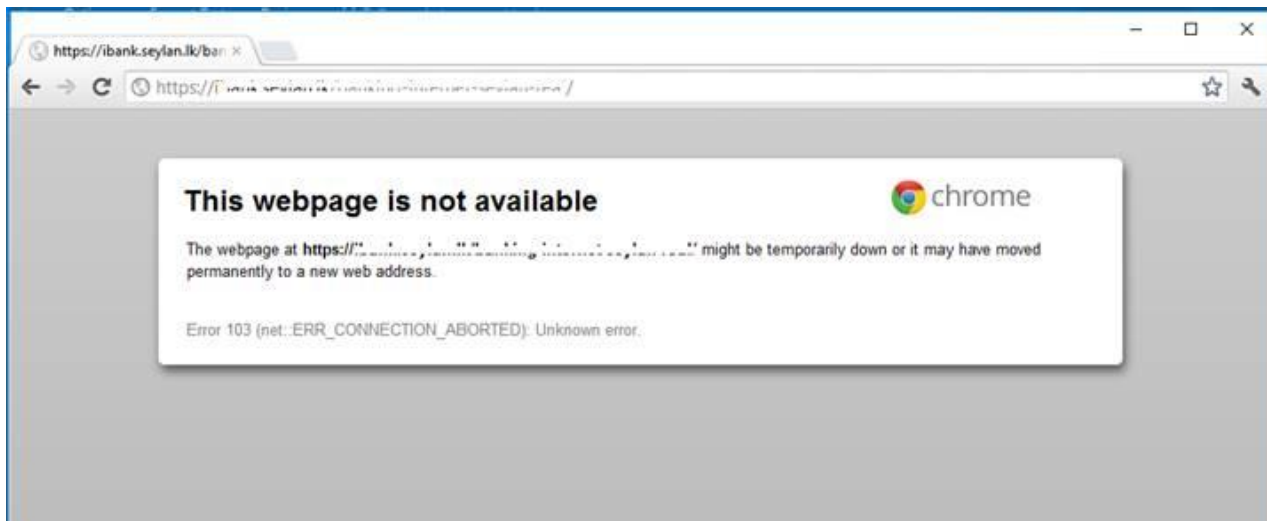
This is how it shows on TLS 1.2 incompatible browsers. It gives an error and will not be directing to the site.



Safari ver. 5.0



Firefox 16.0



Chrome 20.0.1132.47

How to upgrade your Web Browser?

Google Chrome : Version 30 and higher

- How to upgrade : <https://support.google.com/chrome/answer/95414?co=GENIE.Platform%3DDesktop&hl=en>

To update Google Chrome:

1. On **your** computer, open **Chrome**
2. At **the** top right, click More
3. Click **Update** Google **Chrome**. Important: If you can't find this button, you're on **the** latest version.
4. Click Relaunch

Internet Explorer: Version 11

- How to upgrade : <https://www.laptopmag.com/articles/how-to-update-internet-explorer>

To update Internet Explorer:

1. Click on **the** Start icon.
2. Type in "**Internet Explorer**"
3. Select **Internet Explorer**
4. Click on **the** gear icon in **the** upper right corner
5. Select About **Internet Explorer**
6. Check **the** box next to Install new versions automatically
7. Click Close

Mozilla Firefox: Version 27 and higher

- How to upgrade : <https://www.laptopmag.com/articles/update-firefox>

These screenshots show the process on a system running Windows 10, but the same steps apply for Firefox on Windows 7 and OS X.

1. Click **the** menu button in **the** top right corner.
2. Click **the** Help button.
3. Select About **Firefox**.
4. Click Check **for updates**.
5. Click **Update**.
6. Click Restart **Firefox** to **Update**.

Opera: Version 17 and higher

- How to upgrade : <https://browserhow.com/how-to-update-opera-browser-on-computer/>

Steps to Update Opera Browser

1. Launch the **Opera browser** on your computer.
2. Click on the **Opera.** for menu options.
3. Hit on **Update & Recovery...** command.
4. The **Opera Update** and Recovery window will open and start checking for **updates.**
5. **Updates** will be automatically installed if any available.

Safari: Version 7 and higher

- How to upgrade : <https://www.businessinsider.com/how-to-update-safari-browser-on-mac>